

PRODUCT INFORMATION

D SHAPED PULL HANDLE - BOLT THROUGH

SPECIFICATION

Fixings are included for timber doors up to 54mm thick.

Longer fixing bolts are available if required.

Longer fixing bolts are available for thicker doors, please contact sales@wellinguk.com

PRODUCT DETAILS

Product Code	Centres	Diameter	Bolt Size	Finish
110.1500.01	150mm	19mm	M6	Satin Stainless Steel
110.2250.01	225mm			
110.3000.01	300mm			
110.4000.01	400mm			
110.4253.01	425mm			
110.6000.01	600mm			
110.9000.01	900mm			
110.1009.01	1000mm			
110.4253.01M8	425mm	19mm	M8	Satin Stainless Steel
110.4001.01	400mm	22mm		
110.3001.01	300mm	25mm	M8	Satin Stainless Steel
110.4255.01	425mm			
110.6003.01	600mm			
110.9001.01	900mm			
110.1202.01	1200mm			

Product Code	Centres	Diameter	Bolt Size	Finish
110.1500.11	150mm	19mm	M6	Satin Anodised Aluminium No Flanges
110.2250.11	225mm			
110.3000.11	300mm			
110.4253.11	425mm			

Product Code	Centres	Diameter	Bolt Size	Finish
110.2250.02	225mm	19mm	M6	Polished Stainless Steel No Flanges
110.3000.02	300mm			
110.4253.02	425mm			
110.6000.02	600mm			

Product Code	Centres	Diameter	Bolt Size	Finish
110.3000.03	300mm	19mm	M6	Polished Brass

Product Code	Centres	Diameter	Bolt Size	Finish
110.3000.14	300mm	19mm	M6	Antique Brass
110.4253.14	425mm			


Product Code	Centres	Diameter	Bolt Size	Finish
110.3000.26	300mm	19mm	M6	Dark Bronze
110.4253.26	425mm			

Product Code	Centres	Diameter	Bolt Size	Finish
110.3000.76	300mm	19mm	M6	Satin Brass
110.4253.76	425mm			


Product Code	Centres	Diameter	Bolt Size	Finish
110.3000.39	300mm	19mm	M6	Black
110.6000.39	600mm			
110.4253.39M8	425mm	19mm	M8	
Timber Door Thickness 44-54mm			Not suitable for glass doors	




FINISH



Satin Stainless Steel .01



Polished Stainless Steel .02



Eltro Plated Brass .03



Satin Anodised Aluminium .11



Antique Brass Plated .14



Dark Bronze Plated .26



Matt Black .39



Satin Brass Plated .76

TECHNICAL

