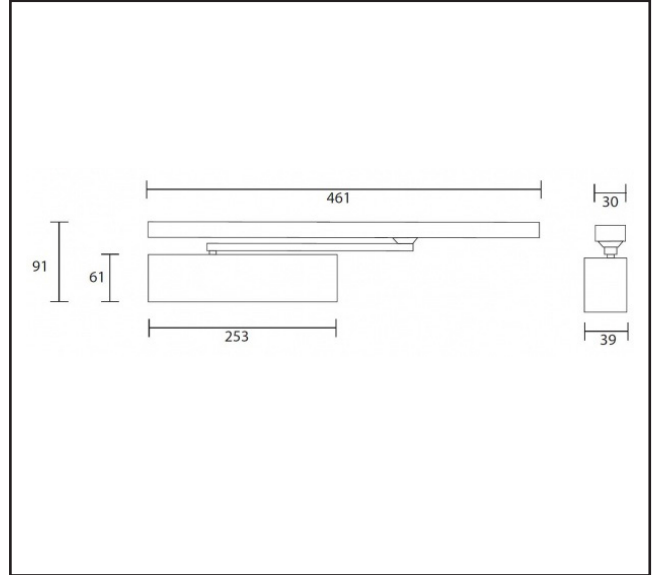


# 500.7602.06

7602 EN2-4 CAM Overhead Door Closer With Slide Arm



## Product Specification

Power EN2-4  
CAM Action  
BS8300 DDA

Adjustable Latching Action  
Adjustable Closing Speed  
CE Marked

## Specification

Finish	Satin Stainless Steel Effect
Power Size	EN2-4
Max Door Width	1100mm
Max Door Weight	80kg
Backcheck	No
Opening Angle	110 Degrees
Fire Rated	FD30 & FD60

Is suitable and tested for fig1 and fig66 application, and comes with necessary instructions for this.

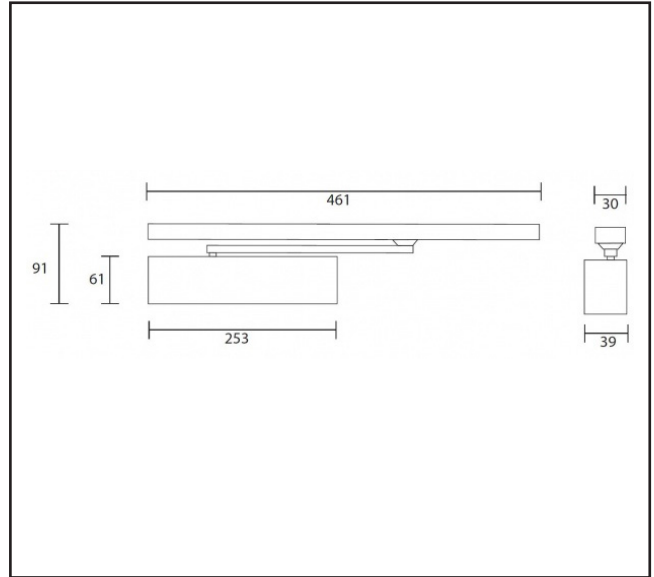

For more information please contact

01451 824110 | [sales@wellinguk.com](mailto:sales@wellinguk.com) | [www.wellinguk.com](http://www.wellinguk.com)

Welling Ironmongery Ltd, Unit R1, Bourton Industrial Park, Bourton on the Water GL54 2HQ

# 500.7602.39

7602 EN2-4 CAM Overhead Door Closer With Slide Arm



## Product Specification

Power EN2-4  
CAM Action  
BS8300 DDA

Adjustable Latching Action  
Adjustable Closing Speed  
CE Marked

## Specification

Finish	Black
Power Size	EN2-4
Max Door Width	1100mm
Max Door Weight	80kg
Backcheck	No
Opening Angle	110 Degrees
Fire Rated	FD30 & FD60

Is suitable and tested for fig1 and fig66 application, and comes with necessary instructions for this.

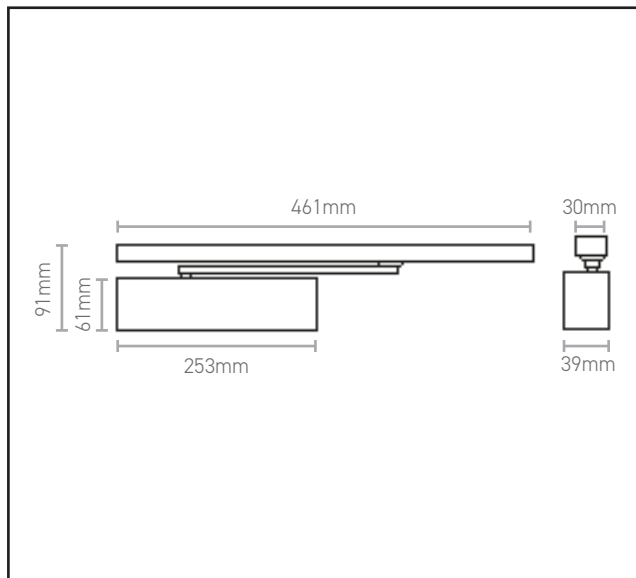
For more information please contact

01451 824110 | [sales@wellinguk.com](mailto:sales@wellinguk.com) | [www.wellinguk.com](http://www.wellinguk.com)

Welling Ironmongery Ltd, Unit R1, Bourton Industrial Park, Bourton on the Water GL54 2HQ

# 500.7602.11

7602 EN2-4 CAM Overhead Door Closer with Slide Arm



## Product Specification

CAM Action door closers are known for high efficiency and easy opening.  
Includes matching cover and slide track armset

Slimline unit, with attractive radius cover  
Suitable for commercial applications such as schools, hospitals, offices, public buildings etc

## Specification

Manufacturer	Rutland
Finish	Satin Anodised Aluminium
Power Size	EN 2-4
Max Door Width	1100mm
Max Door Weight	80kg
Mechanism	CAM Action
Backcheck	No
Opening Angle	120 degrees
Adjustable Latching Action	Yes
Adjustable Closing Speed	Yes
BS 8300 (DDA) compliant	Yes
Fire Rated	FD30, FD60
Performance Tested	BS EN 1154
	Our 7602 surface mounted CAM Action closer is reliable and meets the required opening forces for DDA (when fitted within a compliant DDA doorset)

Is suitable and tested for fig1 and fig66 application, and comes with necessary instructions for this.

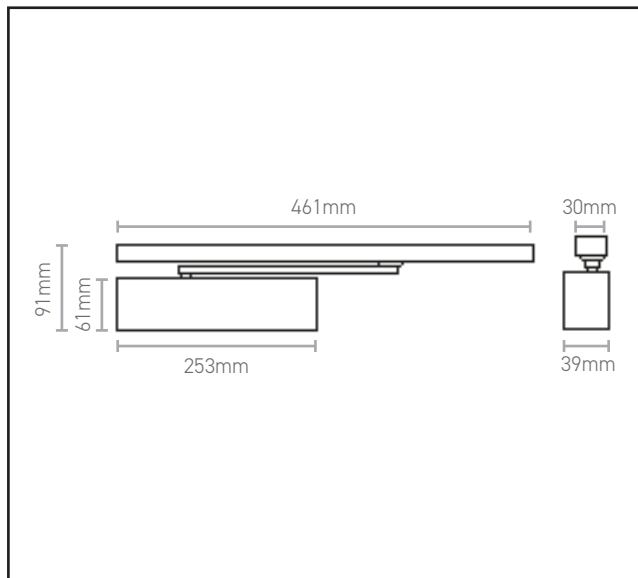
For more information please contact

01451 824110 | [sales@wellinguk.com](mailto:sales@wellinguk.com) | [www.wellinguk.com](http://www.wellinguk.com)

Welling Ironmongery Ltd, Unit R1, Bourton Industrial Park, Bourton on the Water GL54 2HQ

# 500.7602.03

## 7602 EN2-4 CAM Overhead Door Closer with Slide Arm



### Product Specification

CAM Action door closers are known for high efficiency and easy opening.  
Includes matching cover and slide track armset

Slimline unit, with attractive radius cover  
Suitable for commercial applications such as schools, hospitals, offices, public buildings etc

### Specification

Finish	Polished Brass
Power Size	EN 2-4
Max Door Width	1100mm
Max Door Weight	80kg
Mechanism	CAM Action
Backcheck	No
Opening Angle	120 degrees
Adjustable Latching Action	Yes
Adjustable Closing Speed	Yes
BS 8300 (DDA) compliant	Yes
Fire Rated	FD30, FD60
Performance Tested	BS EN 1154
	Our 7602 surface mounted CAM Action closer is reliable and meets the required opening forces for DDA (when fitted within a compliant DDA doorset)

Is suitable and tested for fig1 and fig66 application, and comes with necessary instructions for this.

For more information please contact

01451 824110 | [sales@wellinguk.com](mailto:sales@wellinguk.com) | [www.wellinguk.com](http://www.wellinguk.com)

Welling Ironmongery Ltd, Unit R1, Bourton Industrial Park, Bourton on the Water GL54 2HQ