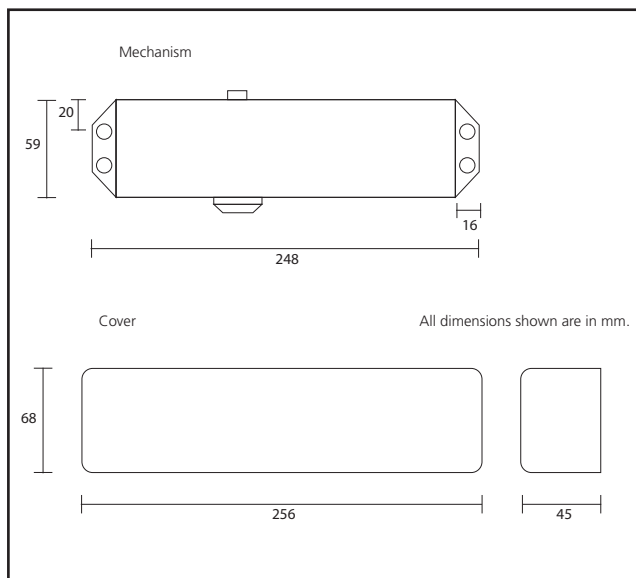


500.1196.11

1196 EN2-4 Overhead Door Closer



Product Specification

Suitable for commercial projects
Power adjustable from size 2 to 4
Backcheck and delayed action functions

Softline cover and matching armset
Matches our polished stainless steel door furniture range
Semi Curved cover design

Specification

Brand	Boss Door Controls
Finish	Silver
Power Size	EN2-4 <i>Adjustable by Valve</i>
Max Door Width	1100mm
Max Door Weight	80kg
Backcheck	Yes
Adjustable Latching Action	Yes
Adjustable Closing Speed	Yes
Delayed Action	No
Opening Angle	180 degrees
Mechanism	Rack and Pinion
Fire Rated	FD30/FD60
Fire Tested	BS EN 1634
Performance Tested	BS EN 1154

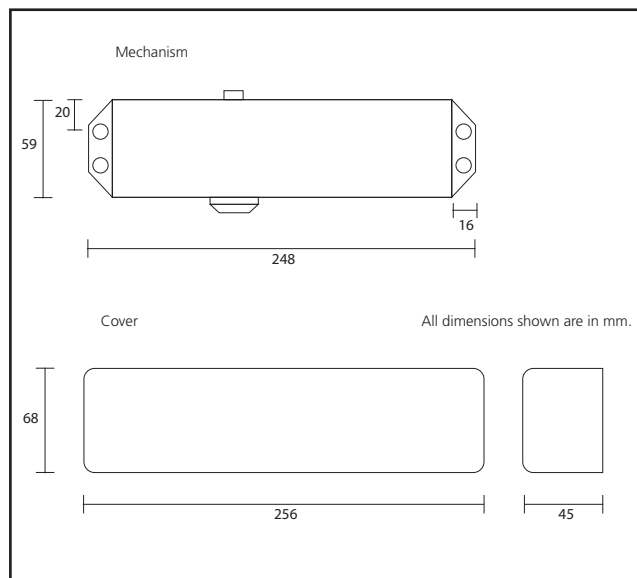
For more information please contact

01451 824110 | sales@wellinguk.com | www.wellinguk.com

Welling Ironmongery Ltd, Unit R1, Bourton Industrial Park, Bourton on the Water GL54 2HQ

500.1196.39

W196 EN2-4 Overhead Door Closer



Product Specification

Suitable for commercial projects
Power adjustable from size 2 to 4
Backcheck function

Softline cover and matching armset
Matches our polished stainless steel door furniture range
Semi Curved cover design

Specification

Finish	Black
Power Size	EN2-4 <i>Adjustable by Valve</i>
Max Door Width	1100mm
Max Door Weight	80kg
Backcheck	Yes
Adjustable Latching Action	Yes
Adjustable Closing Speed	Yes
Delayed Action	No
Opening Angle	180 degrees
Mechanism	Rack and Pinion
Fire Rated	FD30/FD60
Fire Tested	BS EN 1634
Performance Tested	BS EN 1154

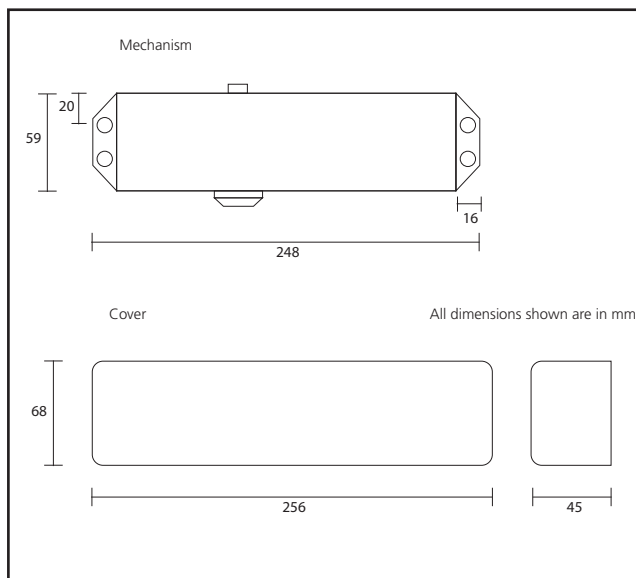
For more information please contact

01451 824110 | sales@wellinguk.com | www.wellinguk.com

Welling Ironmongery Ltd, Unit R1, Bourton Industrial Park, Bourton on the Water GL54 2HQ

500.1196.06

1196 EN2-4 Overhead Door Closer



Product Specification

Suitable for commercial projects
Power adjustable from size 2 to 4
Backcheck function

Softline cover and matching armset
Matches our polished stainless steel door furniture range
Semi Curved cover design

Specification

Manufacturer	Boss Door Controls
Finish	Satin Nickel
Power Size	EN2-4 <i>Adjustable by Valve</i>
Max Door Width	1100mm
Max Door Weight	80kg
Backcheck	Yes
Adjustable Latching Action	Yes
Adjustable Closing Speed	Yes
Delayed Action	No
Opening Angle	180 degrees
Mechanism	Rack and Pinion
Fire Rated	FD30/FD60
Fire Tested	BS EN 1634
Performance Tested	BS EN 1154

For more information please contact

01451 824110 | sales@wellinguk.com | www.wellinguk.com

Welling Ironmongery Ltd, Unit R1, Bourton Industrial Park, Bourton on the Water GL54 2HQ