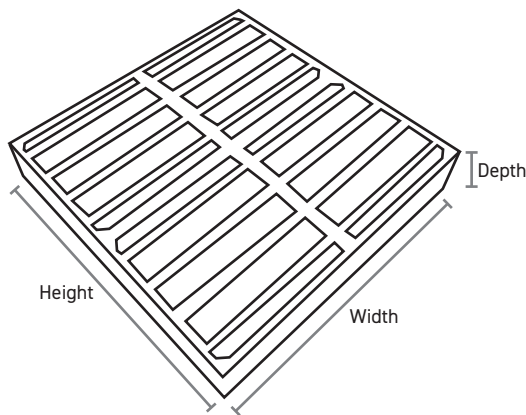
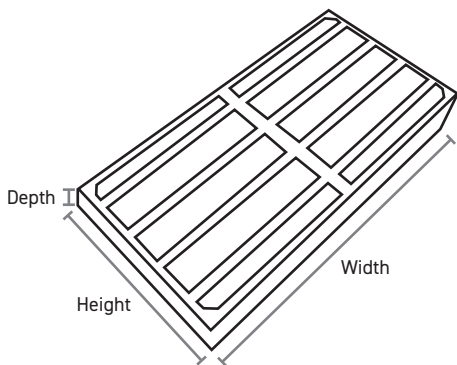


INTUMESCENT AIR TRANSFER BLOCK - FIRE RATED

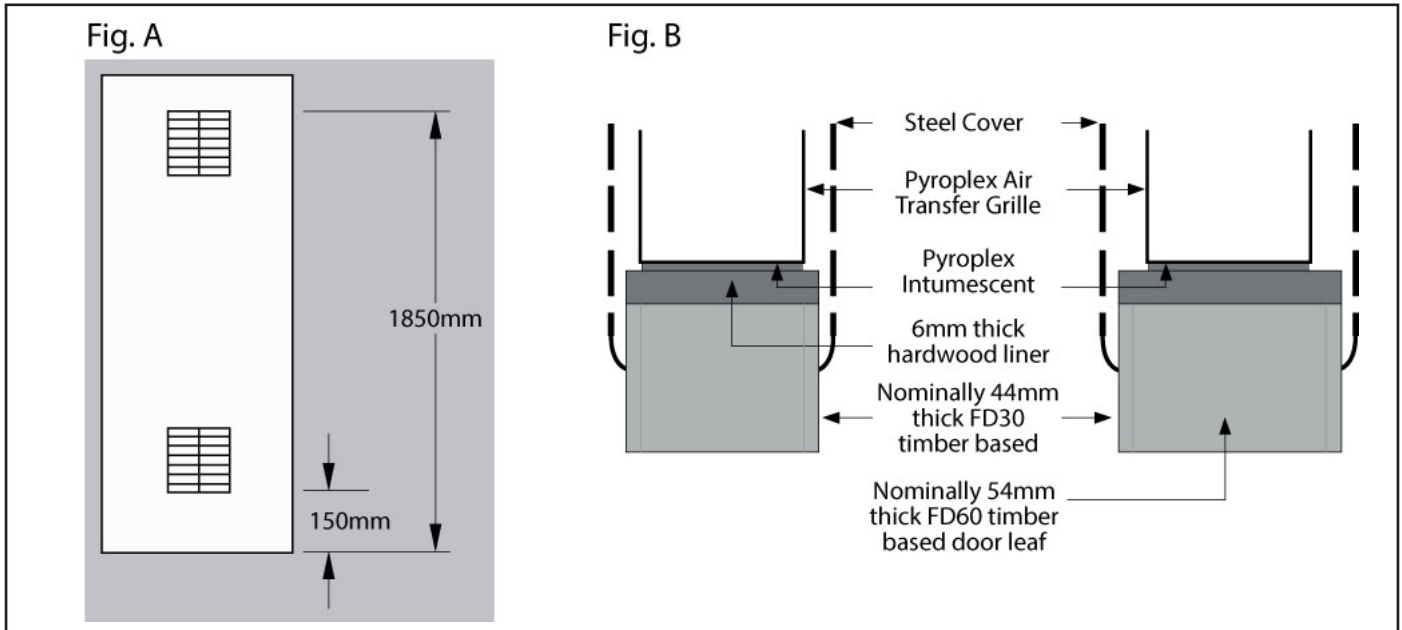


Product Code	Size	Free Air Flow	To Suit	Finish
720.1500.17	Height 150mm x Width 150mm x Depth 40mm	153sq cm	340.1501.11	Satin Stainless Effect
720.1501.17	Height 150mm x Width 300mm x Depth 40mm	307sq cm	340.3001.11	
720.2250.17	Height 225mm x Width 225mm x Depth 40mm	323sq cm	340.2500.11	
720.3000.17	Height 300mm x Width 300mm x Depth 40mm	614sq cm	340.3500.11	

30 and 60 minute fire rated air transfer grilles designed for use in fire resisting doorsets and compartment walls
 When dormant the grilles enable air to be circulated throughout the building, in the event of a fire they are designed to close and restrict the flow of hot gases and fire
 Door Thickness : Min 44mm
 Matching louvre grilles/faceplates available separately



INTUMESCENT AIR TRANSFER BLOCK – FIRE RATED



GENERAL GUIDANCE

The installer must ensure that the doorset/door blank has been tested with an aperture to accept an air transfer grille system for the required period of fire resistance. Failure to comply with the requirements detailed in the specification of the doorset / blank may invalidate the fire resistance period of the door assembly.

POSITION AND LOCATION WITHIN THE DOORSET (FIG A)

As the test series includes both positive and negative pressure tests it is considered that the proposed grilles may be installed within doorsets adhering to the following parameters. The system shall be installed no closer than 150mm to the threshold and no higher than 1850mm.

INSTALLATION PROCEDURE (FIG B)

Cut the aperture in the door [The system shall be installed no closer than 150mm to the threshold and no higher than 1850mm].

Line the aperture with a 6mm hardwood liner.


Apply a bead of Pyroplex Intumescent Acrylic Sealant centrally and spread the acrylic across the full width of timber liner, to achieve a thickness of 0.5mm.

Install the Air Transfer Grille into the aperture.

Secure the system into place using steel pins [not supplied]. Alternatively, secure the system using self-tapping screws.

Fit the cover plates on both faces of the door and secure with screws provided.

LOUVRE GRILLE COVER PLATE



Product Code	Size	To Suit	Finish	Sold as
340.1501.11	140x140mm Internal - 200x200mm External	720.1500.17	Silver	Each
340.3001.11	120x290mm Internal - 200x345mm External	720.1501.17		
340.2500.11	210x210mm Internal - 270x270mm External	720.2250.17		
340.3500.11	290x290mm Internal - 345x345mm External	720.3000.17		

Face Fixed