



TS 72

The ideal solution for doors up to 1100mm wide

Outstanding versatility. Quality assured.
Tested to EN 1154.

The dormakaba TS 72 is the ideal multi-purpose door closer for all standard door designs and constructions. Without a backplate, it is particularly easy and quick to fix.

The spring strength can be individually adapted to the door size by means of an allen key ensuring optimum performance in every situation.

Certified to ISO 9001.

Benefits

For the trade

- Just one model for all standard doors.
- Increased stocking flexibility thanks to use of the standard ClassicLine series arm.

For the installer

- Non-handed design.
- Closing force, closing speed and latching action adjustable in just a few movements.

For the specifier/architect

- Outstanding value for money.
- Compact construction combined with timeless design.

For the user

- Constant closing action virtually unaffected by temperature fluctuations.
- Optimum closing speed adjustment with two regulating valves.
- Reliable closing with adjustable latching action.
- Optimum wall and door protection thanks to "thinking" backcheck on TS 72 VBC.

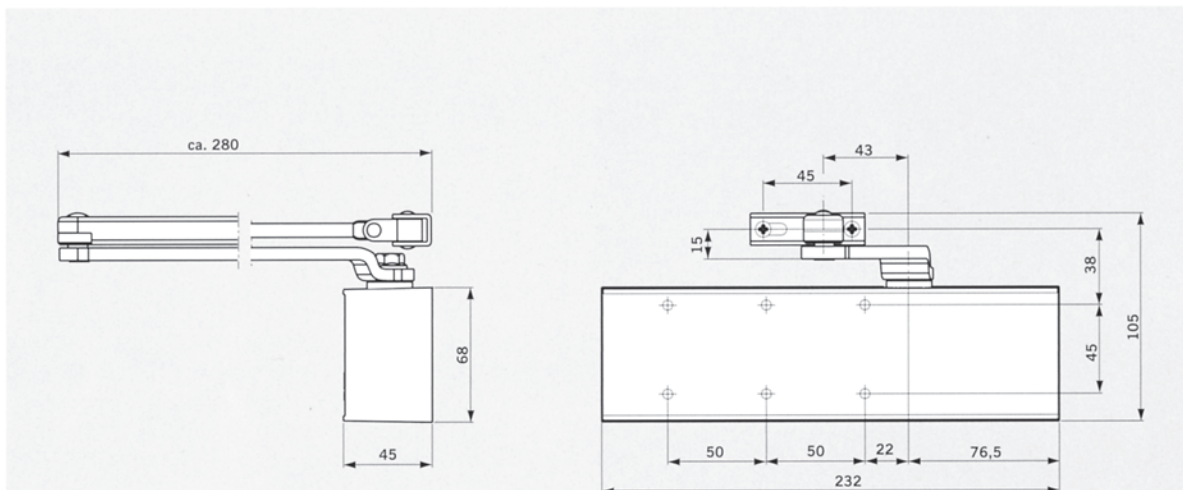
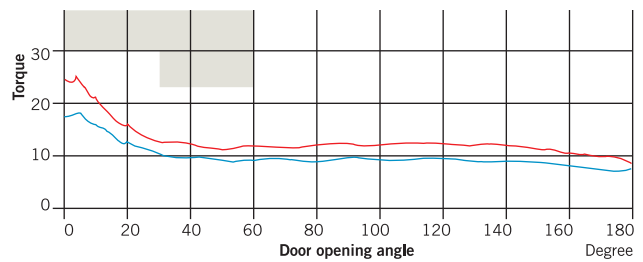


The TS 72 complies with the requirements and/or recommendations of the following: CERTIFIRE approved for fire doors ITT 120; MM/IMM 240; Ref. CF 118

Data and features		TS72V TS72 VBC	
Spring strength adjustable	Size	EN 2-4	EN 2-4
Standard doors	≤ 1100 mm ¹	●	●
External doors, outward opening		-	-
Fire doors		●	●
Non-handed		●	●
Arm assembly type	Standard Slide channel	● -	● -
Closing speed adjustable at 2 separate valves	180°-15° 15°-0°	●	●
Latching action adjustable (by arm)		●	●
Backcheck		-	●
Delayed action		-	-
Hold-open		○	○
Weight in kg		1,2	1,2
Dimensions in mm	Length	232	232
	Overall depth	45	45
	Height	68	68
Door closer tested and approved to EN 1154		●	●
CE mark for construction products		●	●

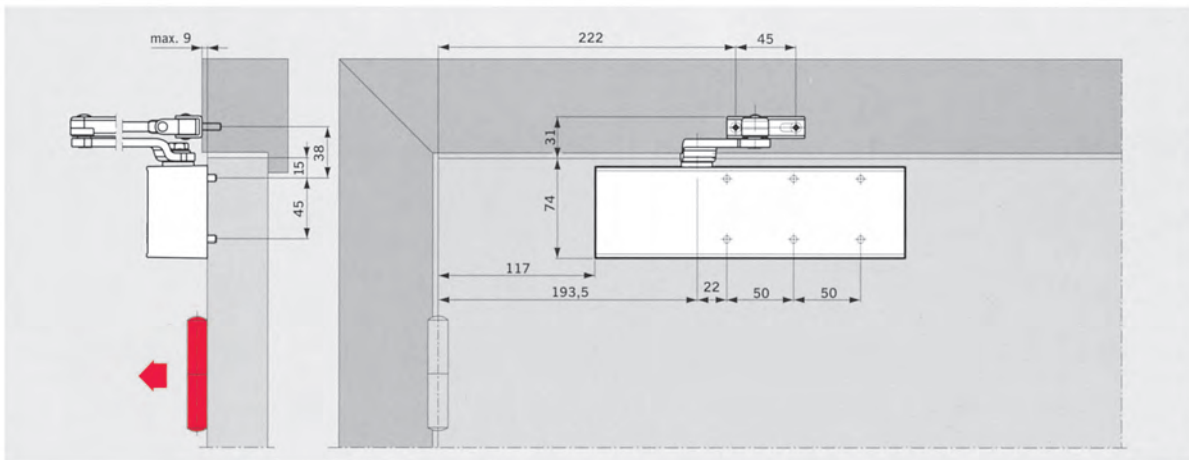
● yes - no ○ optional

¹⁾ With parallel-arm fixing, the max closing force is approx. 20 Nm (for doors up to 950 mm)



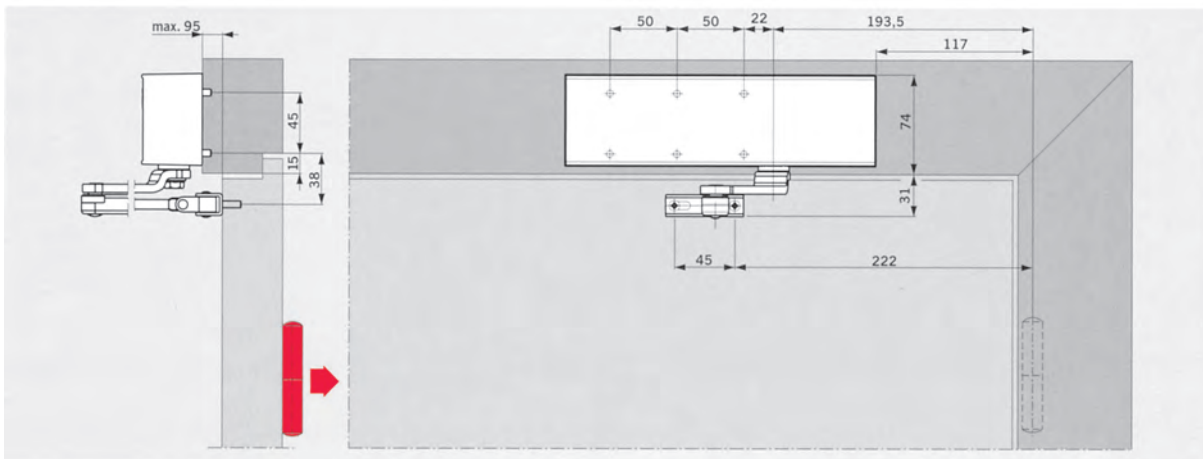
Applications and fixing details

Door leaf fixing, pull side



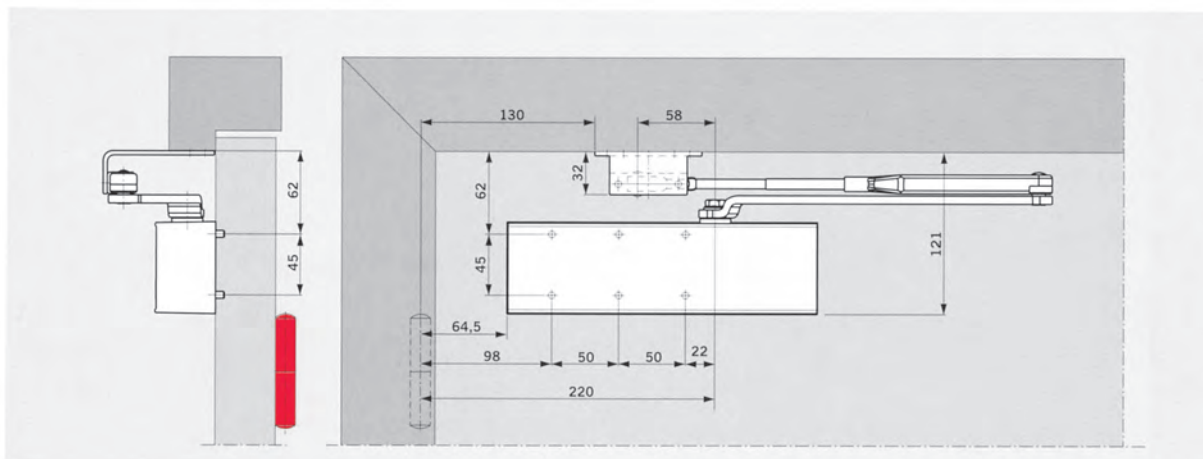
(Example refers to left-hand [ISO 6] door; mirror image applies to right-hand [ISO 5] door)

Transom fixing (overhead frame installation), push side



(Example refers to left-hand [ISO 6] door; mirror image applies to right-hand [ISO 5] door).

Parallel-arm fixing, push side



With this fixing method, the max closing force is approx. 20 Nm (for doors up to 950mm) Parallel-arm bracket (accessory) necessary

Standard and optional functions

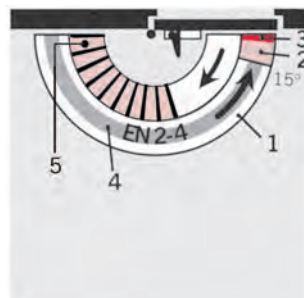
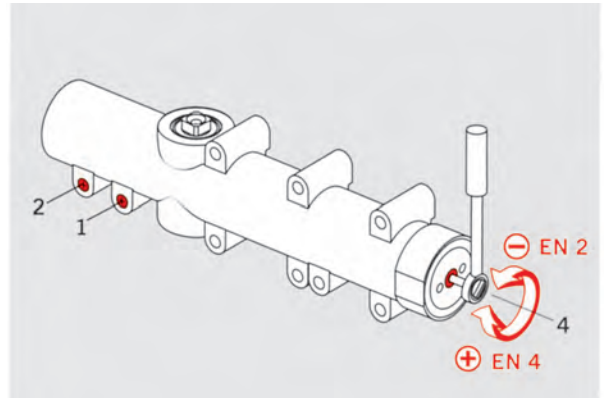
The closing speed of the dormakaba TS 72 is variable in two independent ranges by separate valves.

In addition, the latching action can be adjusted at the closer arm.

Closing force settings

Door width	Setting
≤ 850	EN 2
≤ 950	EN 3
≤ 1100	EN 4

The closing force (size) setting for the door width concerned is variable at the adjustment screw located at the end face of the TS 72 closer body.




- 1 Closing speed adjustable in the range 180° – 15°.
- 2 Closing speed adjustable in the range 15° – 0°.
- 3 Latching action (variable at arm).
- 4 Adjustable closing force
- 5 Self-adjusting backcheck (TS 72 VBC).

With "thinking" backcheck (TS 72 VBC only)

Thanks to an innovative design concept, the resistance developed by this backcheck system is directly proportional to door acceleration as the door is opened beyond approx. 70°. It is almost imperceptible when the door is opened slowly. However, if the door is opened roughly, the backcheck responds in equal measure.

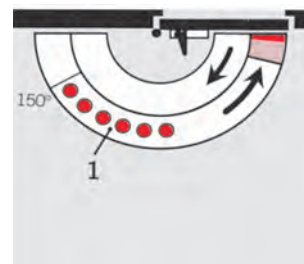
And if the door should be flung open at speed – whether deliberately, thoughtlessly, accidentally or as a result of a gust of wind – the backcheck reacts at full strength, protecting the wall and door from damage.

If backcheck function is required, the system can simply be switched on.



If the dormakaba TS 72 is installed with a hold-open arm, the doors can be held open at any desired point (up to approx. 150°).

Hold-open arms are not approved for Fire Doors.



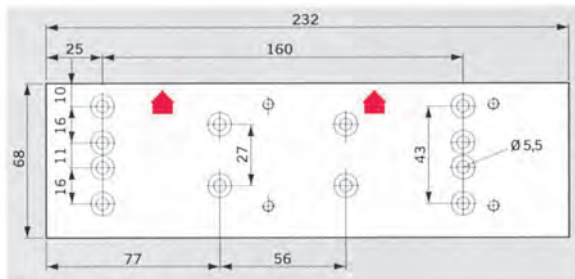
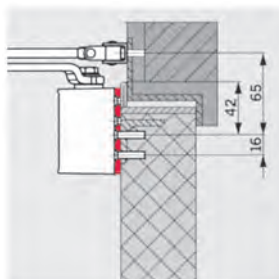
- 1 Hold-open range



Accessories

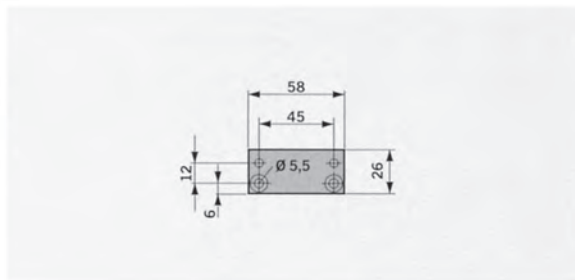
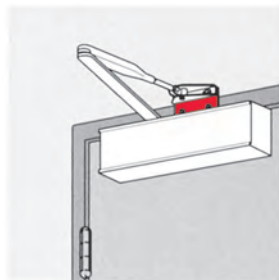
Mounting backplate

For fixing to doors on which the closer cannot be directly installed. Drilled hole pattern as per EN 1154, Supplement 1.



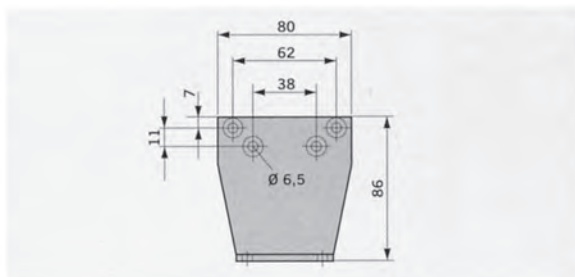
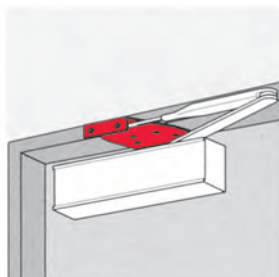
Upstand hinge bracket

For fixing the arm to particularly narrow door frames.

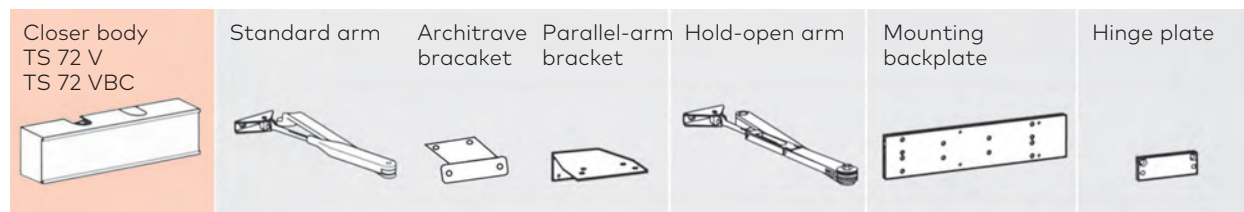


Fixing bracket

For the parallel-arm configuration.



Standard equipment and accessories



Finishes

- Silver
- Gold
- Colour Coated
- Polished Stainless Steel
- Satin Stainless Steel
- Polished Brass

Specification text

TS 72 V

Rack-and-pinion door closer with adjustable closing force, size EN 2 – 4, closing speed adjustable in two independent ranges, with adjustable latching action.

Non-handed.

Tested and approved to EN 1154.
Certifire Approved
CF268.

TS 72 VBC

Rack-and-pinion door closer with adjustable closing force, size EN 2 – 4, closing speed adjustable in two independent ranges, with adjustable latching action and "thinking" backcheck.

Non-handed.

Tested and approved to EN 1154.
Certifire Approved
CF268.

Model

With standard arm and fixing bracket for parallel-arm assembly

Accessories

- Hold-open arm
- Mounting backplate
- Upstand hinge plate

Finishes

- Silver
- Gold
- Colour Coated
- Polished Stainless Steel
- Satin Stainless Steel
- Polished Brass



www.dormakaba.co.uk

WN 053 211 51532, TS73V, V BC DC, GB, 02/18
Subject to change without notice

dormakaba UK & Ireland

E: info.gb@dormakaba.com

Wilbury Way, Hitchin
Hertfordshire
SG4 0AB

T: +44(0)1462 477600
F: +44(0)1462 477601

Lower Moor Way
Tiverton, Devon
EX16 6SS
T: +44(0)870 000 5625
F: +44(0)870 000 5397