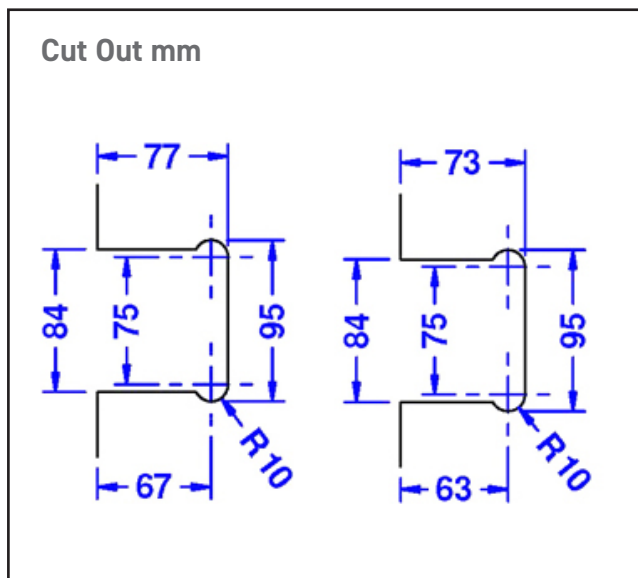
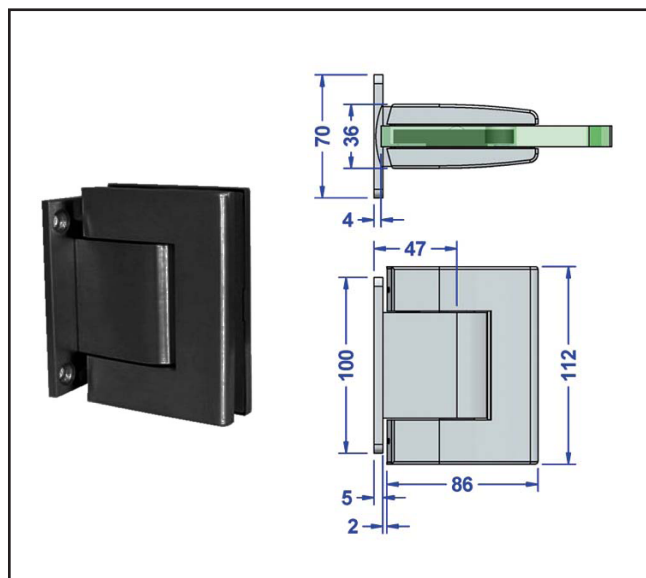


570.0825.39

Hydraulic Hinge - Hold Open - Wall Mounted



Product Specification

Glass to wall mounted

Pass 500,000 cycles in-house durability test

Adjustable closing speed

Self-closing hinge with genuine hydraulic bumper

Easy and effective adjustment $\pm 10^\circ$

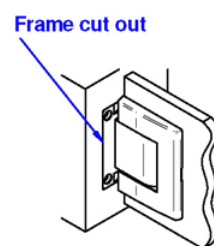
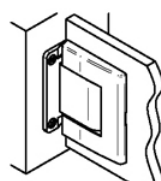
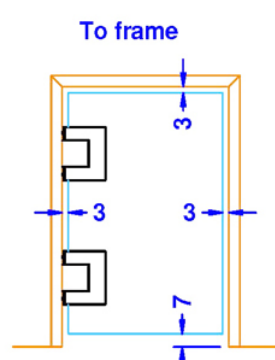
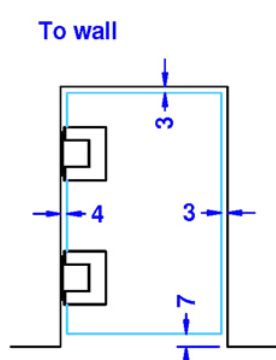
85-90° Hold open

Self closing at 80 ± 5 degree, and door closing precisely at 0°

Double Action

Specification

Finish	Black
Glass Thickness	8-12mm
Max Door Width	1000mm
Max Door Weight	100kg
Opening Angle	85-90 degrees
Hold Open	Yes
Self Close	Yes
Sold as	Pair



For more information please contact

01451 824110 | sales@wellinguk.com | www.wellinguk.com

Welling Ironmongery Ltd, Unit R1, Bourton Industrial Park, Bourton on the Water GL54 2HQ