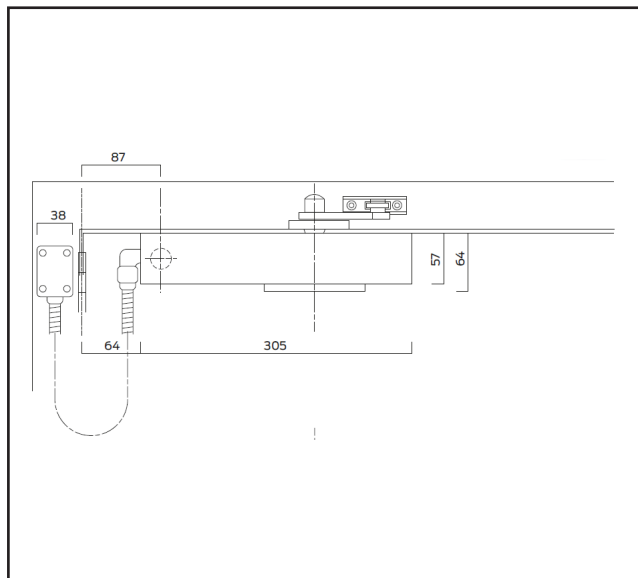


# 500.9961.11

Briton 996 Electromagnetic Fire Door Closer – EN3 – Fig 1 – Silver



## Product Specification

A heavy duty electromagnetic hold-open fire door closer ideal for use in public buildings including schools, department stores and hospitals, nursing and convalescent homes.

Features a built-in adjustable backcheck – Ideal for high traffic doors.

Suitable for use on interior doors up to 950mm wide or 60kg max weight and pull side mounting/transom mounting

## Specification

Brand	Briton
Finish	Silver Cover - Black Arm
Power Size	EN3
Max Door Width	950mm
Max Door Weight	60kg
Option	Fig 1
Backcheck	Yes
Opening Angle	85° and 110°
Hold Open	Yes
BS 8300 (DDA) compliant	Yes
Fire Rated	FD120
Certifire Approved	Yes

For more information please contact

01451 824110 | [sales@wellinguk.com](mailto:sales@wellinguk.com) | [www.wellinguk.com](http://www.wellinguk.com)

Welling Ironmongery Ltd, Unit R1, Bourton Industrial Park, Bourton on the Water GL54 2HQ

### 996 Series

## Overhead Closer


### Introduction

Typically used on fire rated doors where the hold-open or swing-free feature is required either in high traffic areas for convenience, or in situations where it would be difficult to satisfy the maximum opening force requirements of Part M of Building Regulations.

These fixed strength electromagnetic door controls can be linked to the building's alarm system eliminating the illegal practice of wedging doors open. This dangerous practice prevents a fire door functioning as it should in stopping the spread of flames and smoke in the event of a fire.

### Features & Functions

- Pressure die cast aluminium body giving rugged durability.
- Steel rack and pinion mechanism is heat treated for strength and durability.
- High quality silicon chrome alloy steel used for the coil spring.
- Armset and brackets for regular or transom mounting (for parallel mounting please specify when ordering)
- Fabricated steel cover is available in a range of finishes
- 'Catch plate' can be set to operate in hold-open or swing-free mode at the point of installation.
- Electromagnet is controlled by the building fire alarm/detector and activates the 'catch plate' to ensure the door closes automatically in the event of a fire or power failure.
- Optional rear entry cable allows units to be installed with concealed cable via a concealed loop to protect the closer against vandalism.
- Supplied with flexible armoured power loop (330mm long as standard) to run power safely from the door frame to the closer.



9963.SE



9963/66.SSS

### Power requirements

For the operation of the closer the power requirements are 24V DC, 90mA nominal. Transformers and relay interfaced to the fire alarm system can also be supplied to link the electricity supply and the fire alarm system.



### Certification

CE Marked to EN 1154 - 9963(AE0007)  
 - 9964 (AE0008)  
 - 9965 (AE0012)

CE marked to EN1155 for electromagnetic functions

Fire tested to EN 1634 for use on fire doors up to 2hr timber

Certifire Approved CF109

Environmental Product Declaration in accordance with ISO 14025 & EN 15804

DoP available at [www.britondops.co.uk](http://www.britondops.co.uk)

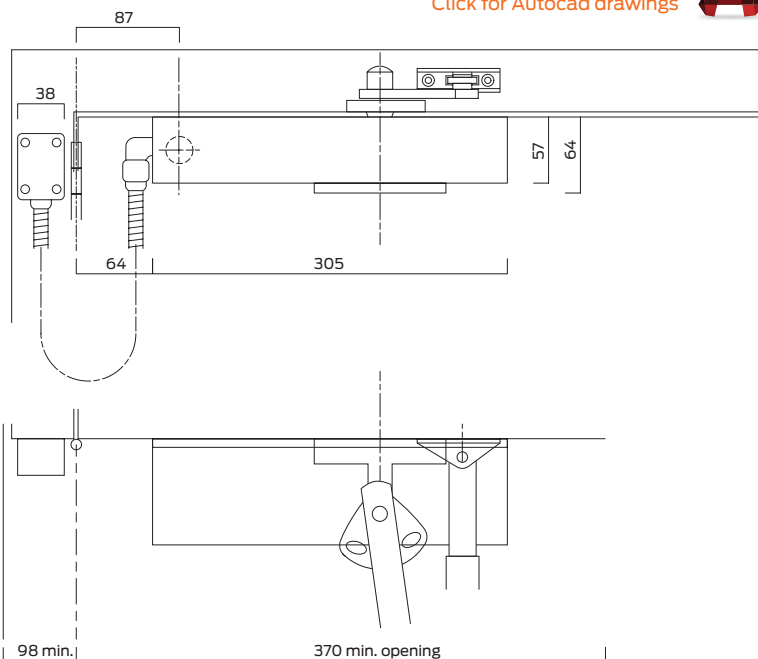
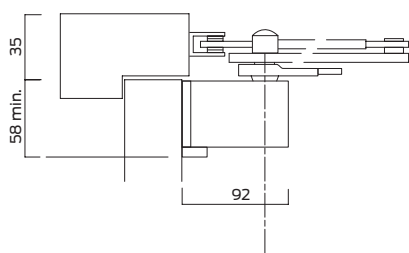
### Overhead Closer Briton 996 Series

Product features	Product references					
	9963	9963/66	9964	9964/66	9965	9965/66
Closer type	Electromagnetic hold-open or swing-free projecting arm closers					
CE marked	■	■	■	■	■	■
Fixed closing power EN size	3	3	4	4	5	5
Adjustment type	Fixed power	Fixed power	Fixed power	Fixed power	Fixed power	Fixed power
Maximum angle of opening	110°	110°	110°	110°	110°	110°
Adjustable closing speed & latch action	■	■	■	■	■	■
Regular (Fig.1) & Transom (Fig.61)	■		■		■	
Parallel (Fig.66) mounting		■		■		■
Electromagnetic hold-open	■	■	■	■	■	■
Electromagnetic swing-free	■	■	■	■	■	■
Finishes available	SE; SES; SS; SSS					
<b>CE Classification</b>	<b>3 8 3 1 1 3</b>	<b>3 8 3 1 1 3</b>	<b>3 8 4 1 1 3</b>	<b>3 8 4 1 1 3</b>	<b>3 8 5 1 1 3</b>	<b>3 8 5 1 1 3</b>

■ Standard    □ Available as an option/variant

Closer in regular mount (closer body mounted on pull face of door)

[Click for Autocad drawings](#)



All dimensions are in mm

#### Accessories & Parts

996/BRK/66	Fig.66 fixing pack
996/FP01/ZP	Fig.1 fixing pack
996/FP66/ZP	Fig.66 fixing pack
996/FLSL/500	Flexible loop - 550mm long
996/FLSL/600	Flexible loop - 600mm long
996/FLSL/700	Flexible loop - 700mm long
996/AP01	Fig.1 arm pack
996/AP66	Fig.66 arm pack
996/863/UF	Magnet for Briton 996
996/DP66	Drop plate for Fig.66
996/CP01	Cover pack

#### Finishes

All finish variants are available with black armset (e.g SE) or with matching armset (e.g SES).



GE/GES  
Sprayed gold



SE/SES  
Sprayed silver

SS/SSS  
Satin stainless steel

PS/PSS  
Polished stainless steel

PB/PBS  
Polished brass